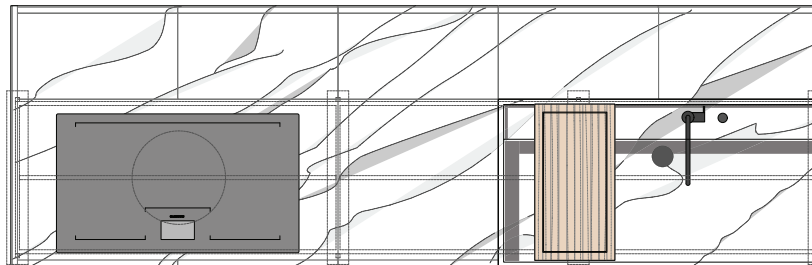
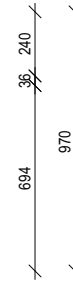
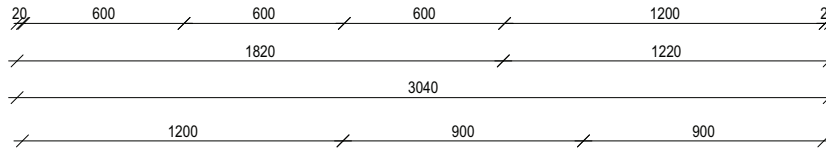


PULL-OUT PULL-OUT DISHWASHER UNDER SINK PULL-OUT



APR60

CARCASS:
MELAMINE ELM

FINISHING:
SIDE A: SKY GOLD QUARTZITE+ SIDE PANELS

HANDRAIL:
BLACK

PLINTH:
SIDE A: H.80 SKY GOLD QUARTZITE

WORKTOP:
N.1 APR60 IN SKY GOLD QUARTZITE W.1220 DP.350 (TMRFCB8)
N.1 APR60 IN SKY GOLD QUARTZITE W.1820 DP.980 (TMRFC9)

SINK:
N.1 BIG SINK W.1225 (LONBT03 DX)
N.1 CHOPPING BOARD IN SOLID WOOD (ALGA039)

TAP:
N.1 (REAA11+RJFA04)

INSIDE ACCESSORIES :
SEE DRAWING

N.1 KIT LAMPS FOR UNDERSINK BASE UNIT W.1200
(GMDD07+AVPE001)

HOOD:
N.1 OPEN HOOD W.1200 (VOPAKI02+AKIT021)
N.1 MIDDLE SHELF W.900 (VOPBFV03)
N.1 END SHELF W.900 (VOPBVV03)
N.4 TIE ROD H.620 (AKIW001)
N.2 LED LIGHT W.900 (AKOR002)
N.2 HOOK KIT (AKDA001)

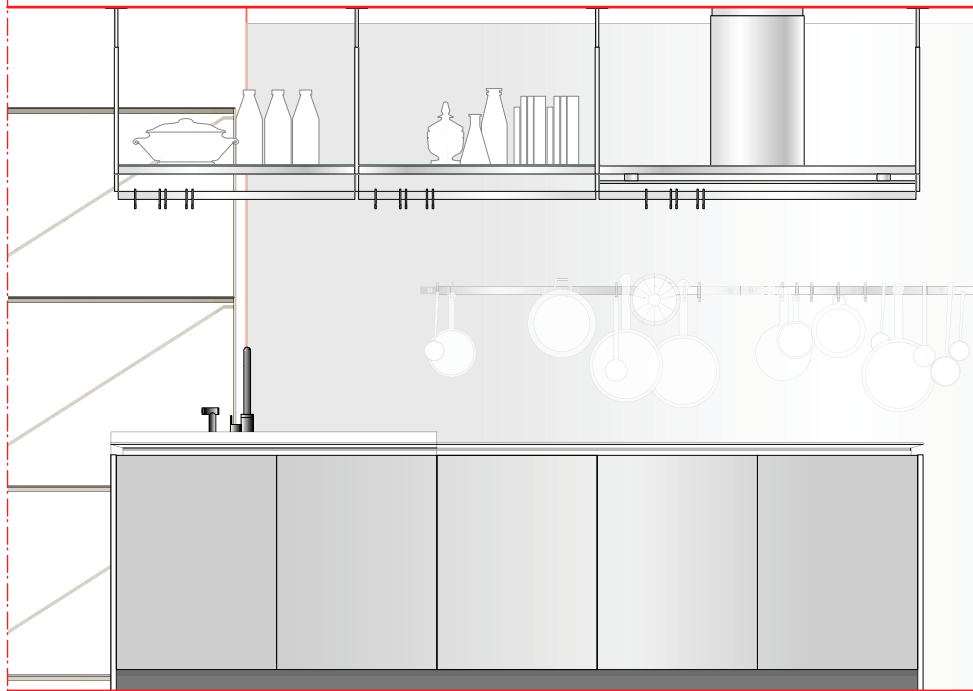
APPLIANCES BY CLIENT
N.1 GAGGENAU DISHWASHER W.600 DF270-160 F
N.1 GAGGENAU CX 492-100 FLUSH MOUNTED.

APPROVAL SIGNATURE: _____

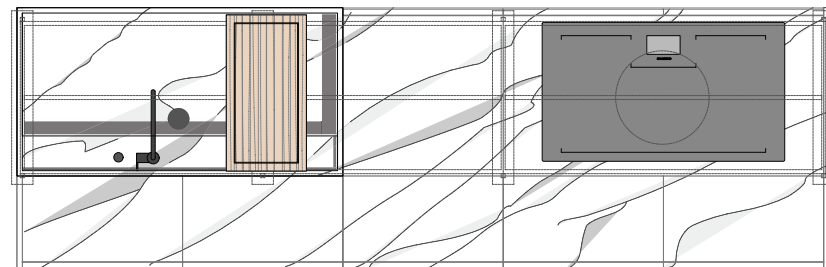


CLIENT: BOFFI STUDIO
ADDRESS: STOCOLMA
NUMBER: 155-19
REV: 02
DESCRIPTION: M30D63-155-19
H. CEILING: H.2580
SCALE: 1:20
DATE: 09.12.2019
ARCHITECT: GIORGIA LICITRA

PLEASE CHECK THAT THE ARCHITECTURAL STRUCTURES, THE DRESSINGS AND THE FURNITURE DRAWN ABOVE ARE CORRECT. UNLESS STATED OTHERWISE IN WRITING THIS PROJECT IS TO BE CONSIDERED THE LATEST VALID VERSION.



	SHELVES LH	SHELVES RH	SHELVES LH	SHELVES RH	SHELVES RH	
20	600	600	600	600	600	20
	3020		1820			
	3040					



APR60

CARCASS:
MELAMINE ELM

FINISHING:
SIDE B: TITANIUM METALS

HANDRAIL:
BLACK

PLINTH:
BLACK

APPROVAL SIGNATURE: _____

BoffiEXPO

CLIENT: BOFFI STUDIO
 ADDRESS: STOCOLMA
 NUMBER: 155-19
 REV: 02
 DESCRIPTION: M30D63-155-19
 H. CEILING: H.2580
 SCALE: 1:20
 DATE: 09.12.2019
 ARCHITECT: GIORGIA LICITRA

PLEASE CHECK THAT THE ARCHITECTURAL STRUCTURES, THE DRESSINGS AND THE FURNITURE DRAWN ABOVE ARE CORRECT. UNLESS STATED OTHERWISE IN WRITING THIS PROJECT IS TO BE CONSIDERED THE LATEST VALID VERSION.